


(1)(a) Statement showing ShareHolding Pattern

Name of the Company : Nesco Limited

Quarter Ended : 30-09-2015

Scrp Code : 505355



Partly paid-up Shares	No. of Partly paid-up Shares	As a % of total No. of Partly paid-up Shares	As a % of Total no. of Shares of the Company
Held by Promoters/ Promoters Group	0	0	
Held by Public	0	0	
TOTAL - D	0	0	

Outstanding Conv. Securities	No. of Outstanding Securities	As a % of Total no. of O/S Conv. Securities	As a % of Total no. of shares of the Co., assuming full conv.
Held by Promoters/ Promoters Group	0	0	
Held by Public	0	0	
TOTAL - E	0	0	

Warrants :	No. of Warrants	As a % of Total no. of Warrants	As a % of Total no. of shares of the Co., assuming full conv.
Held by Promoters/ Promoters Group	0	0	
Held by Public	0	0	
TOTAL - F	0	0	


Total paid-up Capital of the Company assuming full conv. Of warrants & securities	14091992
---	----------





Statement Showing Shareholding Pattern - Table (I)(a)

Scrip Code : 505355
 Quarter Ended : 30-09-2015




Category code	Category of Shareholder	Number of Shareholders	Total number of shares	Number of shares held in dematerialized form	Total shareholding as a percentage of total number of shares		Shares pledged or otherwise encumbered	
					As a percentage of(A+B) ¹	As a percentage of (A+B+C)	Number of shares	As a % of Total No. of Shares
(A)	Shareholding of Promoter and Promoter Group ²							
1	Indian							
a	Individual/Huf	4	3774219	3774219	26.783	26.783	0	0.000
b	Central/State Gov	0	0	0	0.000	0.000	0	0.000
c	Bodies Corporates	2	4937712	4937712	35.039	35.039	0	0.000
d	Fins / Banks	0	0	0	0.000	0.000	0	0.000
e	Any Other specify	0	0	0	0.000	0.000	0	0.000
e-1		0	0	0	0.000	0.000	0	0.000
e-2		0	0	0	0.000	0.000	0	0.000
	Sub Total(A)(1)	6	8711931	8711931	61.822	61.822	0	0.000
2	Foreign							
a	Indv NRI/For Ind	0	0	0	0.000	0.000	0	0.000
b	Bodies Corporate	1	894400	894400	6.347	6.347	0	0.000
c	Institutions	0	0	0	0.000	0.000	0	0.000
d	Qualified For.Inv.	0	0	0	0.000	0.000	0	0.000
e	Any Other Specify	0	0	0	0.000	0.000	0	0.000
e-1		0	0	0	0.000	0.000	0	0.000
e-2		0	0	0	0.000	0.000	0	0.000
	Sub Total(A)(2)	1	894400	894400	6.347	6.347	0	0.000
	Total Shareholding of Promoter and Promoter Group Total (A)= (A)(1)+(A)(2)	7	9606331	9606331	68.169	68.169	0	0.000
(B)	Public shareholding							
1	Institutions							
a	Mutual Funds	7	400193	400193	2.840	2.840	0	0.000
b	Fins / Banks	3	781	741	0.006	0.006	0	0.000
c	Central/State Govt	1	494	494	0.004	0.004	0	0.000
d	Venture Cap Fund	2	2531	2531	0.018	0.018	0	0.000
e	Insurance Comp(s)	1	134400	134400	0.954	0.954	0	0.000
f	Foreign Ins Invest	13	682015	682015	4.840	4.840	0	0.000
g	Foreign Ven Cap In	0	0	0	0.000	0.000	0	0.000



Statement Showing Shareholding Pattern - Table (D)(a)

Scrip Code : 505355
Quarter Ended : 30-09-2015

Category code	Category of Shareholder	Number of Shareholders	Total number of shares	Number of shares held in dematerialized form	Total shareholding as a percentage of total number of shares		Shares pledged or otherwise encumbered	
					As a percentage of (A+B) ¹	As a percentage of (A+B+C)	Number of shares	As a % of Total No. of Shares
h	Qualified For. Inv.	0	0	0	0.000	0.000		
i	Any Other -Specify	0	0	0	0.000	0.000		
i-1		0	0	0	0.000	0.000		
i-2		0	0	0	0.000	0.000		
	Sub-Total (B)(1)	27	1220414	1220374	8.660	8.660		
B 2	Non-institutions							
a	Bodies Corporates	283	394595	392827	2.800	2.800		
b	Individuals							
	i) upto Rs 1-Lac	12183	2284638	1612353	16.212	16.212		
	ii) above Rs1-Lac	13	535458	485498	3.800	3.800		
c	Qualified For. Inv.	0	0	0	0.000	0.000		
d	Any Other -Clr-Mem	32	6760	6760	0.048	0.048		
d-1		0	0	0	0.000	0.000		
d-2		0	0	0	0.000	0.000		
	-OCB	0	0	0	0.000	0.000		
	-NRI	182	43796	43796	0.311	0.311		
	Sub-Total (B)(2)	12693	3265247	2541234	23.171	23.171		
(B)	Total (B)=(B)(1)+(B)(2)	12720	4485661	3761608	31.831	31.831		
	TOTAL (A)+(B)	12727	14091992	13367939		100.000	0	0.000
(C)	Held by Custodians against Depository Receipts							
	PROMOTER & PRO GRP	0	0	0		0.000		
	PUBLIC	0	0	0		0.000		
	GRAND TOTAL (A)+(B)+(C)	12727	14091992	13367939		100.000	0	0.000



(1)(b) Statement showing holding of securities (including shares, warrants, convertible securities) of persons belonging to the category "Promoter and Promoter Group"

Sr. No.	Ref. No	Name of the shareholder	Total Shares held		Shares pledged or otherwise encumbered			Details of warrant		Details of convertible securities		Total shares (including underlying shares assuming full conversion of warrant and convertible securities) as a % of diluted share capital
			Number	As a % of grand total (A)+(B)+(C)	Number	% of Total shares held	As a % of grand total (A)+(B)+(C)	Number of warrants held	As a % of total No of warrants of the same class	Number of convertible securities held	As a % of total No of convertible securities of the same class	
1	00345901	ENGINEERING GLOBAL PTE LIMITED	894400	6.347	0	0.000	0.000	0	0.000	0	0.000	6.347
2	38840651	SUDHABEN SUMANT PATEL	914944	6.493	0	0.000	0.000	0	0.000	0	0.000	6.493
3	38859338	S J PATEL	1801467	12.784	0	0.000	0.000	0	0.000	0	0.000	12.784
4	38861567	KRISHNA SUMANT PATEL	425080	3.016	0	0.000	0.000	0	0.000	0	0.000	3.016
5	38916487	S J PATEL (HUF)	632728	4.490	0	0.000	0.000	0	0.000	0	0.000	4.490
6	38929499	CHANDLER & PRICE (I) PVT LTD	3886112	27.577	0	0.000	0.000	0	0.000	0	0.000	27.577
7	38961297	PATEL CONSULTANCY SERVICES PRIVATE	1051600	7.462	0	0.000	0.000	0	0.000	0	0.000	7.462
		Total Promoter & Promoter Group	9606331	68.169	0	0.000	0.000	0	0.000	0	0.000	68.169



(D)(c) Statement showing holding of securities (including shares, warrants, convertible securities) of persons (together with PAC) belonging to the category
"Public" and holding more than 5% of the total number of shares

Sr. No.	Ref-Num	Name of the shareholder	Number of shares	Shares as a percentage of total number of shares (i.e., Grand Total (A)+(B)+(C) indicated in Statement at para (D)(a) above}	Details of warrant		Details of convertible securities		Total shares (including underlying shares assuming full conversion of warrant and convertible securities) as a % of diluted share capital
					Number of warrants held	As a % of total No of warrants of the same class	Number of convertible securities held	As a % of total No of convertible securities of the same class	
				0.000					
		Total -Public [5% & above]	0	0.000	0	0.000	0	0.000	0.000



(I)(d) Statement showing details of locked-in shares

Sr. No.	Ref- Num	Name of the shareholder	Number of locked-in shares	Locked-in shares as a percentage of total number of shares {i.e., Grand Total (A)+(B)+(C) indicated in Statement at para (I)(a) above}	Promoter/Promoter Group/Public
			0	0.000	
		Total Locked in Shares			



(II)(a) Statement showing details of Depository Receipts (DRs)

Sr. No.	Ref-Num	Name of the Holder	Type of outstanding DR (ADRs, GDRs, SDRs, etc.)	Number of outstanding DRs	Number of shares underlying outstanding DRs	Shares underlying outstanding DRs as a percentage of total number of shares {i.e., Grand Total (A)+(B)+(C) indicated in Statement at para (D)(a) above}

