


(1)(a) Statement showing ShareHolding Pattern

Name of the Company : Nesco Limited

Quarter Ended : 30-06-2015

Script Code : 505355



Partly paid-up Shares	No. of Partly paid-up Shares	As a % of total No. of Partly paid-up Shares	As a % of Total no. of Shares of the Company
Held by Promoters/ Promoters Group	0		
Held by Public	0		
TOTAL - D	0		

Outstanding Conv. Securities	No. of Outstanding Securities	As a % of Total no. of O/S Conv. Securities	As a % of Total no. of shares of the Co., assuming full conv.
Held by Promoters/ Promoters Group	0		
Held by Public	0		
TOTAL - E	0		

Warrants :	No. of Warrants	As a % of Total no. of Warrants	As a % of Total no. of shares of the Co., assuming full conv.
Held by Promoters/ Promoters Group	0		
Held by Public	0		
TOTAL - F	0		




Total paid-up Capital of the Company assuming full conv. Of warrants & securities	14091992
---	----------




Scrip Code : 505355
Quarter Ended : 30-06-2015

Category code	Category of Shareholder	Number of Shareholders	Total number of shares	Number of shares held in dematerialized form	Total shareholding as a percentage of total number of shares		Shares pledged or otherwise encumbered	
					As a percentage of (A+B) ¹	As a percentage of (A+B+C)	Number of shares	As a % of Total No. of Shares
h	Qualified For. Inv.	0	0	0	0.000	0.000		
i	Any Other -Specify	0	0	0	0.000	0.000		
i-1		0	0	0	0.000	0.000		
i-2		0	0	0	0.000	0.000		
	Sub-Total (B)(1)	32	1369250	1369220	9.717	9.717		
B 2	Non-institutions							
a	Bodies Corporates	290	384325	382557	2.727	2.727		
b	Individuals	11955	2304739	1626324	16.355	16.355		
	i) upto Rs.1-Lac	12	525621	475661	3.730	3.730		
	ii) above Rs1-Lac	0	0	0	0.000	0.000		
c	Qualified For. Inv.	37	5311	5311	0.038	0.038		
d	Any Other -Clr-Mem	0	0	0	0.000	0.000		
d-1		0	0	0	0.000	0.000		
d-2		0	0	0	0.000	0.000		
	-OCB	0	0	0	0.000	0.000		
	-NRI	164	40805	40805	0.290	0.290		
	Sub-Total (B)(2)	12458	3260801	2530658	23.139	23.139		
(B)	Total (B) = (B)(1)+(B)(2)	12490	4630061	3899878	32.856	32.856		
	TOTAL (A)+(B)	12497	14091992	13361809		100.000	0	0.000
(C)	Held by Custodians against Depository Receipts							
	PROMOTER & PRO GRP	0	0	0		0.000		
	PUBLIC	0	0	0		0.000		
	GRAND TOTAL (A)+(B)+(C)	12497	14091992	13361809		100.000	0	0.000



(D)(b) Statement showing holding of securities (including shares, warrants, convertible securities) of persons belonging to the category "Promoter and Promoter Group"

Sr. No.	Ref- No	Name of the shareholder	Total Shares held		Shares pledged or otherwise encumbered			Details of warrant		Details of convertible securities		Total shares (including underlying shares assuming full conversion of warrant and convertible securities) as a % of diluted share capital
			Number	As a % of grand total (A)+(B)+(C)	Number	% of Total shares held	As a % of grand total (A)+(B)+(C)	Number of warrants held	As a % of total No of warrants of the same class	Number of convertible securities held	As a % of total No of convertible securities of the same class	
1	00345901	ENGINEERING GLOBAL PTE LIMITED	750000	5.322	0	0.000	0.000	0	0.000	0	0.000	5.322
2	38840651	SUDHABEN SUMANT PATEL	914944	6.493	0	0.000	0.000	0	0.000	0	0.000	6.493
3	38859338	S J PATEL	1801467	12.784	0	0.000	0.000	0	0.000	0	0.000	12.784
4	38861567	KRISHNA SUMANT PATEL	425080	3.016	0	0.000	0.000	0	0.000	0	0.000	3.016
5	38916487	S J PATEL (HUF)	632728	4.490	0	0.000	0.000	0	0.000	0	0.000	4.490
6	38929499	CHANDLER & PRICE (I) PVT LTD	3886112	27.577	0	0.000	0.000	0	0.000	0	0.000	27.577
7	38961297	PATEL CONSULTANCY SERVICES PRIVATE	1051600	7.462	0	0.000	0.000	0	0.000	0	0.000	7.462
		Total Promoter & Promoter Group	9461931	67.144	0	0.000	0.000	0	0.000	0	0.000	67.144




(D)(c) Statement showing holding of securities (including shares, warrants, convertible securities) of persons belonging to the category "Public" and holding more than 1% of the total number of shares

Sr. No.	Ref-Num	Name of the shareholder	Number of shares	Shares as a percentage of total number of shares (i.e., Grand Total (A)+(B)+(C) indicated in Statement at para (I)(a) above}	Details of warrant		Details of convertible securities		Total shares (including underlying shares assuming full conversion of warrant and convertible securities) as a % of diluted share capital
					Number of warrants held	As a % of total No of warrants of the same class	Number of convertible securities held	As a % of total No of convertible securities of the same class	
1	AABTC3177H	CATAMARAN MANAGEMENT SERVICES PRIVA	190672	1.353	0	0.000	0	0.000	1.353
2	AACCE7855H	ENGINEERING IMPORTS AND EXPORTS S.P	144400	1.025	0	0.000	0	0.000	1.025
3	AAATT4937H	FRANKLIN INDIA SMALLER COMPANIES FU	162487	1.153	0	0.000	0	0.000	1.153
4	AAJPW8681H	KAMAL WADKAR	271242	1.925	0	0.000	0	0.000	1.925
5	AAFCP7824F	PARI WASHINGTON COMPANY PVT. LTD. A	255920	1.816	0	0.000	0	0.000	1.816
				0.000					
		Total	1024721	7.272	0	0.000	0	0.000	7.272




(I)(d) Statement showing detail of locked-in shares

Sr. No.	Ref- Num	Cat	Name of the shareholder	Number of locked-in shares	Locked-in shares as a percentage of total number of shares {i.e., Grand Total (A)+(B)+(C) indicated in Statement at para (I)(a) above}
			Total Locked in Shares	0	0.000



(II)(a) Statement showing details of Depository Receipts (DRs)

Sr. No.	Ref-Num	Name of the Holder	Type of outstanding DR (ADRs, GDRs, SDRs, etc.)	Number of outstanding DRs	Number of shares underlying outstanding DRs	Shares underlying outstanding DRs as a percentage of total number of shares {i.e., Grand Total (A)+(B)+(C) indicated in Statement at para (I)(a) above}



(II)(b) Statement showing Holding of Depository Receipts (DRs), where underlying shares held by Promoter/Promoter Group are in excess of 1% of the total number of shares

Sr. No.	Ref-Num	Name of the DR Holder	Type of outstanding DR (ADRs, GDRs, SDRs, etc.)	Number of outstanding DRs	Number of shares underlying outstanding DRs	Shares underlying outstanding DRs as a percentage of total number of shares {i.e., Grand Total (A)+(B)+(C) indicated in Statement at para (I)(a) above}

