

(1)(a) Statement showing ShareHolding Patte.

Name of the Company : Nesco Limited

Quarter Ended : 31-03-2015


Scrp Code : 505355



Partly paid-up Shares	No. of Partly paid-up Shares	As a % of total No. of Partly paid-up Shares	As a % of Total no. of Shares of the Company
Held by Promoters/ Promoters Group	0		
Held by Public	0		
<b>TOTAL - D</b>	<b>0</b>		

Outstanding Conv. Securities	No. of Outstanding Securities	As a % of Total no. of O/S Conv. Securities	As a % of Total no. of shares of the Co., assuming full conv.
Held by Promoters/ Promoters Group	0		
Held by Public	0		
<b>TOTAL - E</b>	<b>0</b>		

Warrants :	No. of Warrants	As a % of Total no. of Warrants	As a % of Total no. of shares of the Co., assuming full conv.
Held by Promoters/ Promoters Group	0		
Held by Public	0		
<b>TOTAL - F</b>	<b>0</b>		




Total paid-up Capital of the Company assuming full conv. Of warrants & securities	14091992
---	----------



Statement Showing Shareholding Pattern - Table (I)(a)

Scrip Code : 505355  
Quarter Ended : 31-03-2015

Category code	Category of Shareholder	Number of Shareholders	Total number of shares	Number of shares held in dematerialized form	Total shareholding as a percentage of total number of shares		Shares pledged or otherwise encumbered	
					As a percentage of (A+B)	As a percentage of (A+B+C)	Number of shares	As a % of Total No. of Shares
(A)	Shareholding of Promoter and Promoter Group <sup>2</sup>							
1	Indian	4	3774219	3774219	26.783	26.783	0	0.000
a	Individual/Huf	0	0	0	0.000	0.000	0	0.000
b	Central/State Gov	2	4937712	4937712	35.039	35.039	0	0.000
c	Bodies Corporates	0	0	0	0.000	0.000	0	0.000
d	Fins / Banks	0	0	0	0.000	0.000	0	0.000
e	Any Other specify	0	0	0	0.000	0.000	0	0.000
e-1		0	0	0	0.000	0.000	0	0.000
e-2		0	0	0	0.000	0.000	0	0.000
	Sub Total(A)(1)	6	8711931	8711931	61.822	61.822	0	0.000
2	Foreign	0	0	0	0.000	0.000	0	0.000
a	Indv NRI/For Ind	1	750000	750000	5.322	5.322	0	0.000
b	Bodies Corporate	0	0	0	0.000	0.000	0	0.000
c	Institutions	0	0	0	0.000	0.000	0	0.000
d	Qualified For.Inv.	0	0	0	0.000	0.000	0	0.000
e	Any Other Specify	0	0	0	0.000	0.000	0	0.000
e-1		0	0	0	0.000	0.000	0	0.000
e-2		0	0	0	0.000	0.000	0	0.000
	Sub Total(A)(2)	1	750000	750000	5.322	5.322	0	0.000
	Total Shareholding of Promoter and Promoter Group Total (A)=(A)(1)+(A)(2)	7	9461931	9461931	67.144	67.144	0	0.000
(B)	Public shareholding							
1	Institutions	9	405818	405818	2.880	2.880		
a	Mutual Funds	3	3143	3103	0.022	0.022		
b	Fins / Banks	1	1446	1446	0.010	0.010		
c	Central/State Govt	3	4050	4050	0.029	0.029		
d	Venture Cap Fund	1	134400	134400	0.954	0.954		
e	Insurance Comp(s)	15	856270	856270	6.076	6.076		
f	Foreign Ins Invest	0	0	0	0.000	0.000		
g	Foreign Ven Cap In							






Scrip Code : 505355  
Quarter Ended : 31-03-2015

Category code	Category of Shareholder	Number of Shareholders	Total number of shares	Number of shares held in dematerialized form	Total shareholding as a percentage of total number of shares		Shares pledged or otherwise encumbered	
					As a percentage of (A+B)	As a percentage of (A+B+C)	Number of shares	As a % of Total Shares
h	Qualified For. Inv.	0	0	0	0.000	0.000		
i	Any Other -Specify	0	0	0	0.000	0.000		
i-1		0	0	0	0.000	0.000		
i-2		0	0	0	0.000	0.000		
	Sub-Total (B)(I)	32	1405127	1405087	9.971	9.971		
B 2	Non-institutions							
a	Bodies Corporates	295	332648	330880	2.361	2.361		
b	Individuals							
	i) upto Rs 1-Lac	12016	2307081	1613924	16.372	16.372		
	ii) above Rs1-Lac	13	542386	492426	3.849	3.849		
c	Qualified For. Inv.	0	0	0	0.000	0.000		
d	Any Other -Clr-Mem	23	2852	2852	0.020	0.020		
d-1		0	0	0	0.000	0.000		
d-2		0	0	0	0.000	0.000		
	-OCB							
	-NRI	164	39967	39967	0.284	0.284		
	Sub-Total (B)(2)	12511	3224934	2480049	22.885	22.885		
(B)	Total (B)=(B)(1)+(B)(2)	12543	4630061	3885136	32.856	32.856		
	TOTAL (A)+(B)	12550	14091992	13347067	100.000	100.000	0	0.000
(C)	Held by Custodians against Depository Receipts							
	PROMOTER & PRO GRP	0	0	0	0.000	0.000		
	PUBLIC	0	0	0	0.000	0.000		
	GRAND TOTAL (A)+(B)+(C)	12550	14091992	13347067	100.000	100.000	0	0.000




Sr.No	Notes



(f)(b) Statement showing holding of securities (including shares, warrants, convertible securities) of persons belonging to the category "Promoter and Promoter Group"

Sr. No.	Ref. No	Name of the shareholder	Total Shares held		Shares pledged or otherwise encumbered			Details of warrant		Details of convertible securities		Total shares (including underlying shares assuming full conversion of warrant and convertible securities) as a % of diluted share capital
			Number	As a % of grand total (A)+(B)+(C)	Number	% of Total shares held	As a % of grand total (A)+(B)+(C)	Number of warrants held	As a % of total No of warrants of the same class	Number of convertible securities held	As a % of total No of convertible securities of the same class	
1	00345901	ENGINEERING GLOBAL PTE LIMITED	750000	5.322	0	0.000	0.000	0	0.000	0	0.000	5.322
2	38840651	SUDHABEN SUMANT PATEL	914944	6.493	0	0.000	0.000	0	0.000	0	0.000	6.493
3	38859338	S J PATEL	1801467	12.784	0	0.000	0.000	0	0.000	0	0.000	12.784
4	38861567	KRISHNA SUMANT PATEL	425080	3.016	0	0.000	0.000	0	0.000	0	0.000	3.016
5	38916487	S J PATEL (HUJ)	632728	4.490	0	0.000	0.000	0	0.000	0	0.000	4.490
6	38929499	CHANDLER & PRICE (I) PVT LTD	3886112	27.577	0	0.000	0.000	0	0.000	0	0.000	27.577
7	38961297	PATEL CONSULTANCY SERVICES PRIVATE	1051600	7.462	0	0.000	0.000	0	0.000	0	0.000	7.462
		Total Promoter & Promoter Group	9461931	67.144	0	0.000	0.000	0	0.000	0	0.000	67.144








**(I)(d) Statement showing detail of locked-in shares**

Sr. No.	Ref- Num	Cat	Name of the shareholder	Number of locked-in shares	Locked-in shares as a percentage of total number of shares {i.e., Grand Total (A)+(B)+(C) indicated in Statement at para (I)(a) above}
			Total Locked in Shares	0	0.000





**(II)(a) Statement showing details of Depository Receipts (DRs)**

Sr. No.	Ref-Num	Name of the Holder	Type of outstanding DR (ADRs, GDRs, SDRs, etc.)	Number of outstanding DRs	Number of shares underlying outstanding DRs	Shares underlying outstanding DRs as a percentage of total number of shares {i.e., Grand Total (A)+(B)+(C) indicated in Statement at para (I)(a) above}
1						



**(II)(b) Statement showing Holding of Depository Receipts (DRs), where underlying shares held by Promoter/Promoter Group are in excess of 1% of the total number of shares**

Sr. No.	Ref-Num	Name of the DR Holder	Type of outstanding DR (ADRs, GDRs, SDRs, etc.)	Number of outstanding DRs	Number of shares underlying outstanding DRs	Shares underlying outstanding DRs as a percentage of total number of shares {i.e., Grand Total (A)+(B)+(C) indicated in Statement at para (I)(a) above}

